

# ADVERSE CHILDHOOD EXPERIENCES COMPOSITE SCORE MAP

**CATOOSA, CHATTOOGA, CHEROKEE, DADE, FANNIN, GILMER, GORDON, MURRAY, PICKENS, WALKER, AND WHITFIELD COUNTIES**

Presented in this fact sheet are data that set communities up for success to tackle adverse childhood experiences (ACEs). Here, you'll find information that helps spot potential areas of improvement and make decisions on ACE prevention strategies.

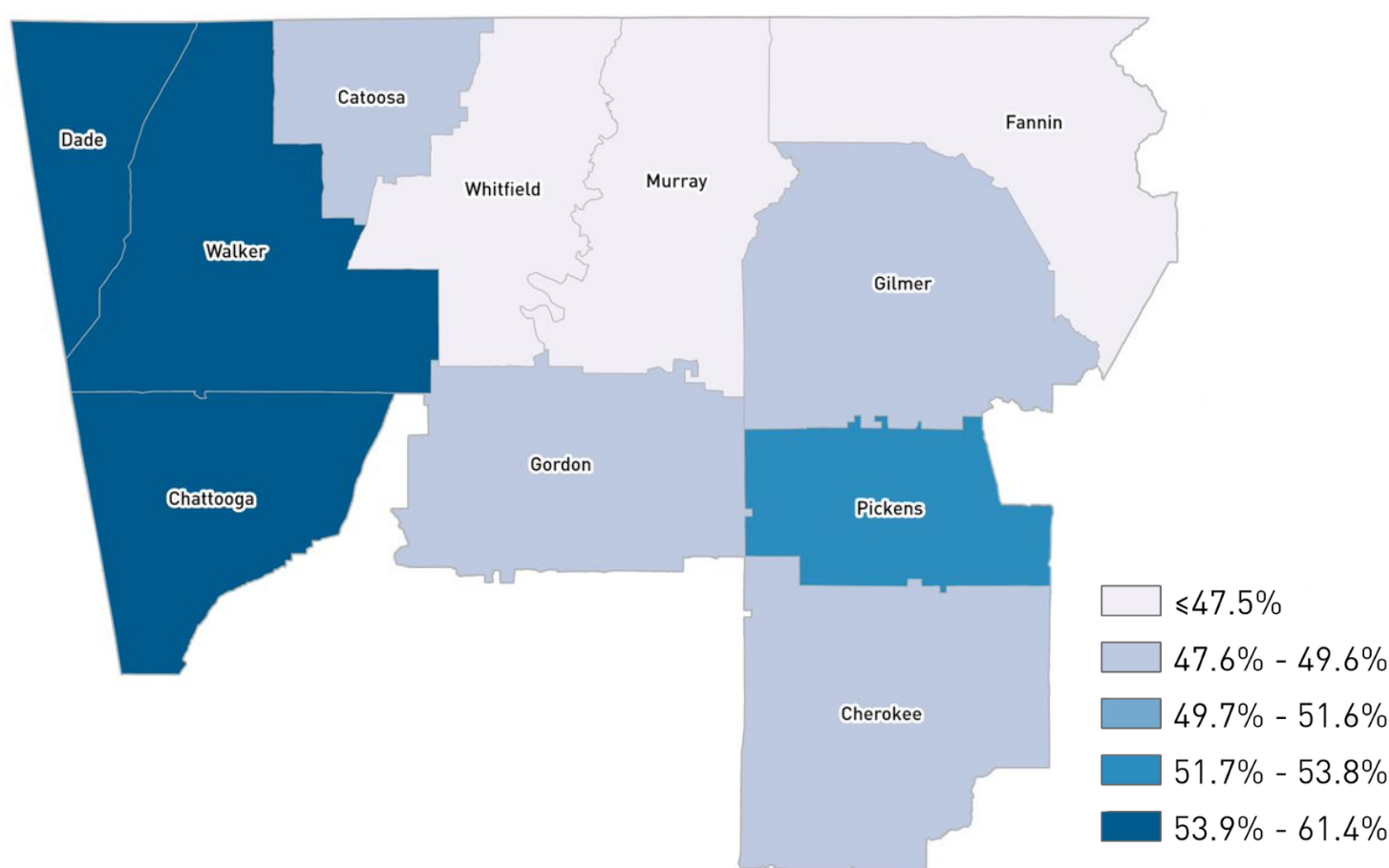
There is a strong relationship between ACEs and bullying, fighting, self-harm, and anxiety/depression. For example, intimate partner violence in the home, one of the ten common ACEs, is associated with childhood bullying perpetration.

Addressing these behaviors (i.e., bullying, fighting, etc.) will have the greatest effect on reducing the ACE composite score below. Visit [belongingforhope.org](http://belongingforhope.org) for action steps that nurture and build a community where everyone can thrive.

## UNDERSTANDING THE ACE COMPOSITE SCORE

The map shows the percentage of students in grades 6-12 who were above the state median of a composite score that reflects student self-reporting of behaviors associated with ACEs. The measures considered in the composite score are from the Georgia Student Health Survey (2019) and are related to the behaviors - bullying, fighting, substance use, anxiety/depression, and self-harm.

A higher percentage represents a greater rate of students in grades 6-12 reporting behaviors that have been associated with ACEs or that are ACEs.



## LEADING CONTRIBUTORS TO THE ACE COMPOSITE SCORE BY COUNTY

Listed below are the top three contributors to the composite score by county.

(County Name) Leading Contributor, Second Leading Contributor, and Third-Leading Contributor\*

- (Catoosa) Anxiety/Depression, Bullying, Self-Harm
- (Chattooga) Anxiety/Depression, Bullying, Self-Harm
- (Cherokee) Anxiety/Depression, Bullying, Self-Harm
- (Dade) Anxiety/Depression, Bullying, Self-Harm
- (Fannin) Anxiety/Depression, Bullying, Self-Harm
- (Gilmer) Anxiety/Depression, Bullying, Self-Harm
- (Gordon) Anxiety/Depression, Bullying, Self-Harm
- (Murray) Anxiety/Depression, Bullying, Self-Harm
- (Pickens) Anxiety/Depression, Bullying, Self-Harm
- (Walker) Anxiety/Depression, Bullying, Self-Harm
- (Whitfield) Anxiety/Depression, Bullying, Self-Harm

\*Anxiety/Depression - overwhelmed with fear, intense worry; Bullying - picked on/teased by others, text message harassment; Fighting - pushed/hit/kicked, physical fight; Self-Harm - thoughts or incidents of self-harm, suicide attempts; Substance Use - used alcohol/marijuana or other drugs in last 30 days

## ACTION STEPS

The most impactful prevention strategies offer real solutions at the family, society, and community levels. Creating a plan that prioritizes the leading contributors above will support healthy and vibrant environments where children can thrive.

Visit [iprce.emory.edu](http://iprce.emory.edu) to find related data and resources.  
Visit [belongingforhope.org](http://belongingforhope.org) for actions that nurture a community where everyone can thrive.



# ADVERSE CHILDHOOD EXPERIENCES COMPOSITE SCORE MAP

**BANKS, DAWSON, FORSYTH, FRANKLIN, HABERSHAM, HALL, HART, LUMPKIN, RABUN, STEPHENS, TOWNS, UNION, AND WHITE COUNTIES**

Presented in this fact sheet are data that set communities up for success to tackle adverse childhood experiences (ACEs). Here, you'll find information that helps spot potential areas of improvement and make decisions on ACE prevention strategies.

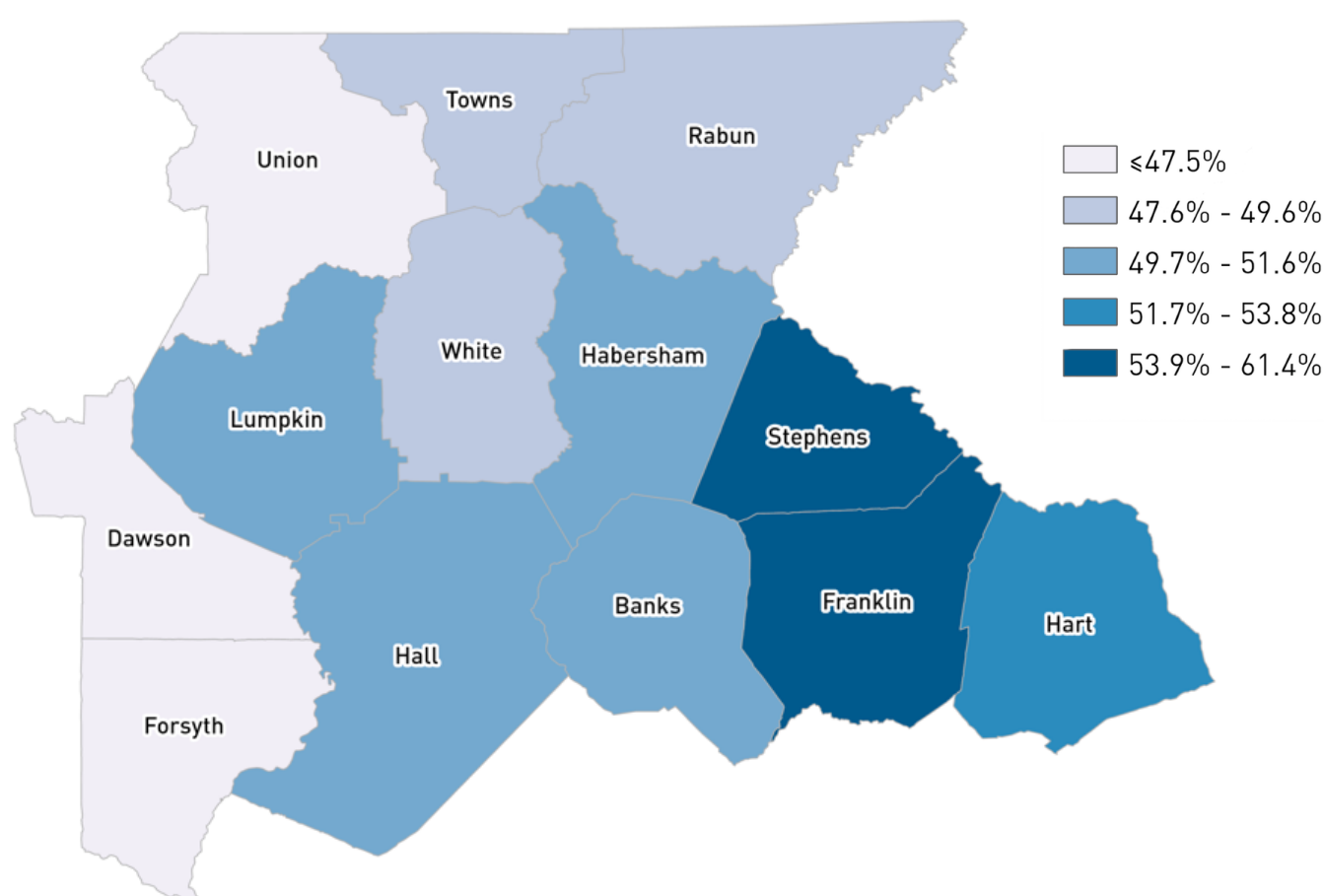
There is a strong relationship between ACEs and bullying, fighting, self-harm, and anxiety/depression. For example, intimate partner violence in the home, one of the ten common ACEs, is associated with childhood bullying perpetration.

Addressing these behaviors (i.e., bullying, fighting, etc.) will have the greatest effect on reducing the ACE composite score below. Visit [belongingforhope.org](http://belongingforhope.org) for action steps that nurture and build a community where everyone can thrive.

## UNDERSTANDING THE ACE COMPOSITE SCORE

The map shows the percentage of students in grades 6-12 who were above the state median of a composite score that reflects student self-reporting of behaviors associated with ACEs. The measures considered in the composite score are from the Georgia Student Health Survey (2019) and are related to the behaviors - bullying, fighting, substance use, anxiety/depression, and self-harm.

A higher percentage represents a greater rate of students in grades 6-12 reporting behaviors that have been associated with ACEs or that are ACEs.



## LEADING CONTRIBUTORS TO THE ACE COMPOSITE SCORE BY COUNTY

Listed below are the top three contributors to the composite score by county.

(County Name) Leading Contributor, Second Leading Contributor, and Third-Leading Contributor\*

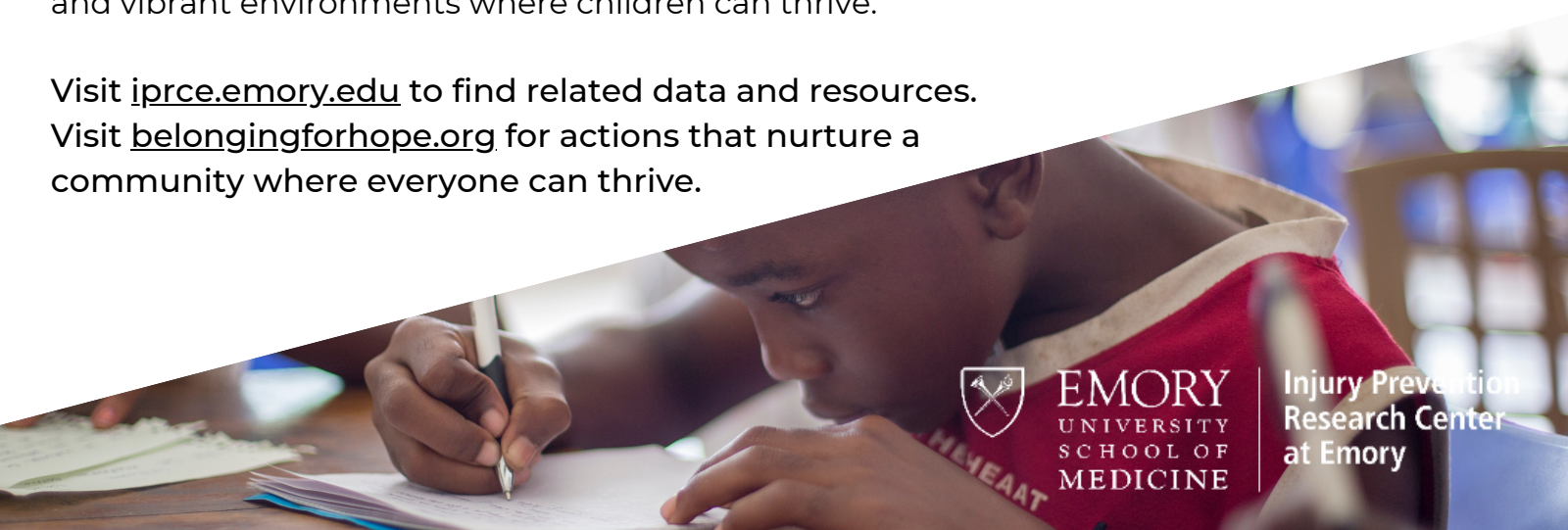
- (Banks) Anxiety/Depression, Bullying, and Self-Harm
- (Dawson) Anxiety/Depression, Bullying, and Self-Harm
- (Forsyth) Anxiety/Depression, Bullying, and Self-Harm
- (Franklin) Anxiety/Depression, Bullying, and Self-Harm
- (Habersham) Anxiety/Depression, Bullying, and Self-Harm
- (Hall) Anxiety/Depression, Bullying, and Self-Harm
- (Hart) Anxiety/Depression, Bullying, and Fighting
- (Lumpkin) Anxiety/Depression, Bullying, and Self-Harm
- (Rabun) Anxiety/Depression, Bullying, and Self-Harm
- (Stephens) Anxiety/Depression, Bullying, and Self-Harm
- (Towns) Anxiety/Depression, Bullying, and Fighting
- (Union) Anxiety/Depression, Bullying, and Self-Harm
- (White) Anxiety/Depression, Bullying, and Fighting

\*Anxiety/Depression - overwhelmed with fear, intense worry; Bullying - picked on/teased by others, text message harassment; Fighting - pushed/hit/kicked, physical fight; Self-Harm - thoughts or incidents of self-harm, suicide attempts; Substance Use - used alcohol/marijuana or other drugs in last 30 days

## ACTION STEPS

The most impactful prevention strategies offer real solutions at the family, society, and community levels. Creating a plan that prioritizes the leading contributors above will support healthy and vibrant environments where children can thrive.

Visit [iprce.emory.edu](http://iprce.emory.edu) to find related data and resources. Visit [belongingforhope.org](http://belongingforhope.org) for actions that nurture a community where everyone can thrive.



**EMORY**  
UNIVERSITY  
SCHOOL OF  
MEDICINE

Injury Prevention  
Research Center  
at Emory



# ADVERSE CHILDHOOD EXPERIENCES COMPOSITE SCORE MAP

## BARTOW, DOUGLAS, FLOYD, HARALSON, PAULDING, AND POLK COUNTIES

Presented in this fact sheet are data that set communities up for success to tackle adverse childhood experiences (ACEs). Here, you'll find information that helps spot potential areas of improvement and make decisions on ACE prevention strategies.

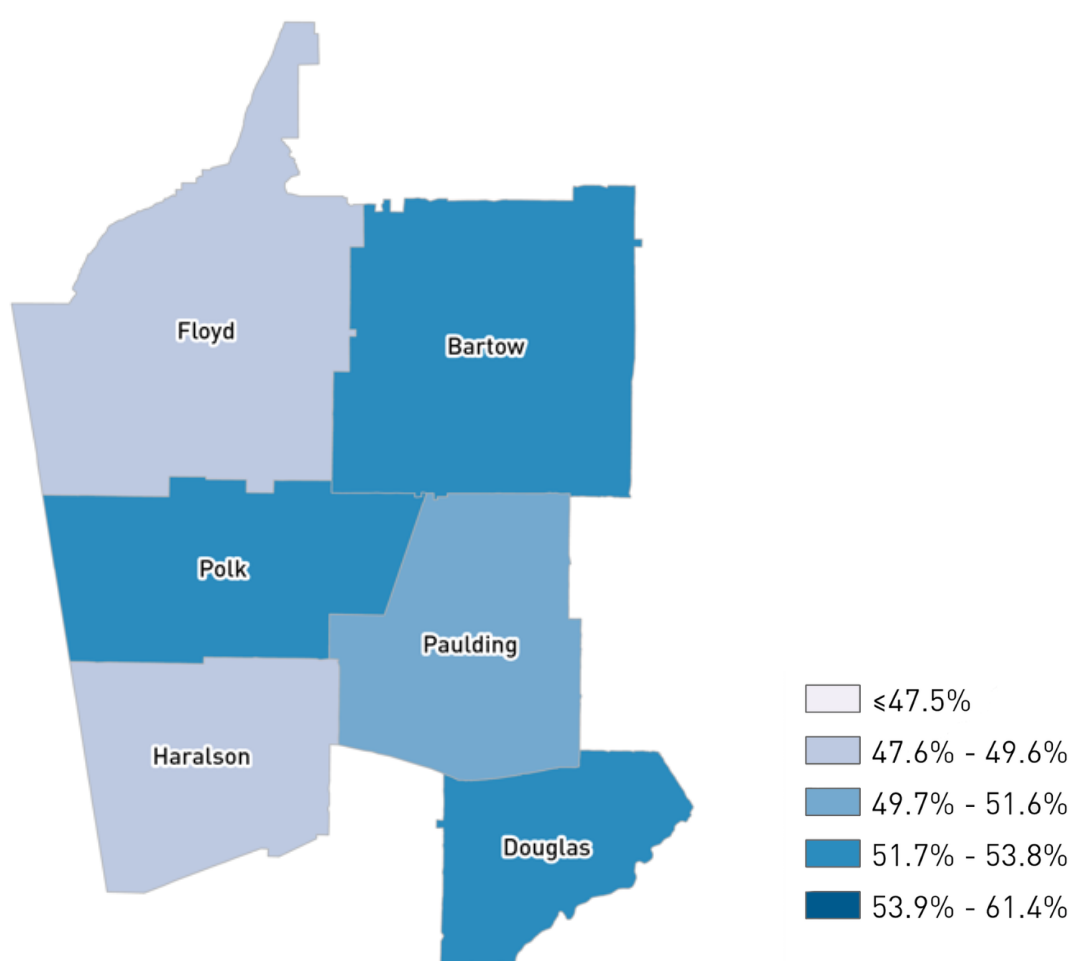
There is a strong relationship between ACEs and bullying, fighting, self-harm, and anxiety/depression. For example, intimate partner violence in the home, one of the ten common ACEs, is associated with childhood bullying perpetration.

Addressing these behaviors (i.e., bullying, fighting, etc.) will have the greatest effect on reducing the ACE composite score below. Visit [belongingforhope.org](http://belongingforhope.org) for action steps that nurture and build a community where everyone can thrive.

## UNDERSTANDING THE ACE COMPOSITE SCORE

The map shows the percentage of students in grades 6-12 who were above the state median of a composite score that reflects student self-reporting of behaviors associated with ACEs. The measures considered in the composite score are from the Georgia Student Health Survey (2019) and are related to the behaviors - bullying, fighting, substance use, anxiety/depression, and self-harm.

A higher percentage represents a greater rate of students in grades 6-12 reporting behaviors that have been associated with ACEs or that are ACEs.



## LEADING CONTRIBUTORS TO THE ACE COMPOSITE SCORE BY COUNTY

Listed below are the top three contributors to the composite score by county.

(County Name) Leading Contributor, Second Leading Contributor, and Third-Leading Contributor\*

- (Bartow) Anxiety/Depression, Bullying, Self-Harm
- (Douglas) Anxiety/Depression, Bullying, Self-Harm
- (Floyd) Anxiety/Depression, Bullying, Self-Harm
- (Haralson) Anxiety/Depression, Bullying, Substance Use
- (Paulding) Anxiety/Depression, Bullying, Self-Harm
- (Polk) Anxiety/Depression, Bullying, Self-Harm

\*Anxiety/Depression - overwhelmed with fear, intense worry; Bullying - picked on/teased by others, text message harassment; Fighting - pushed/hit/kicked, physical fight; Self-Harm - thoughts or incidents of self-harm, suicide attempts; Substance Use - used alcohol/marijuana or other drugs in last 30 days

## ACTION STEPS

The most impactful prevention strategies offer real solutions at the family, society, and community levels. Creating a plan that prioritizes the leading contributors above will support healthy and vibrant environments where children can thrive.

Visit [iprce.emory.edu](http://iprce.emory.edu) to find related data and resources.  
Visit [belongingforhope.org](http://belongingforhope.org) for actions that nurture a community where everyone can thrive.



# ADVERSE CHILDHOOD EXPERIENCES COMPOSITE SCORE MAP

**BUTTS, CARROLL, COWETA, FAYETTE, HEARD, HENRY, LAMAR, MERIWETHER, PIKE, SPALDING, TROUP, AND UPSON COUNTIES**

Presented in this fact sheet are data that set communities up for success to tackle adverse childhood experiences (ACEs). Here, you'll find information that helps spot potential areas of improvement and make decisions on ACE prevention strategies.

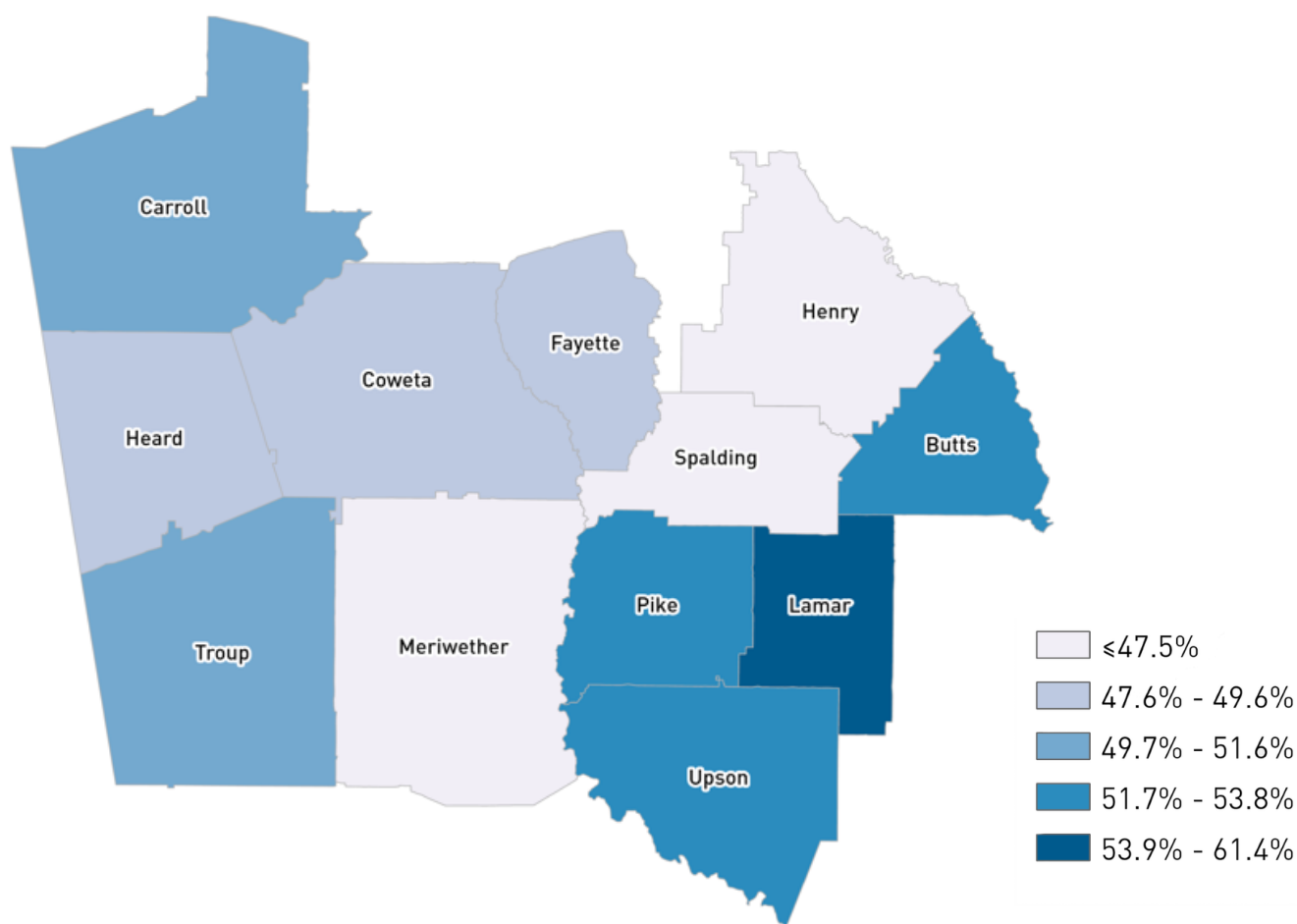
There is a strong relationship between ACEs and bullying, fighting, self-harm, and anxiety/depression. For example, intimate partner violence in the home, one of the ten common ACEs, is associated with childhood bullying perpetration.

Addressing these behaviors (i.e., bullying, fighting, etc.) will have the greatest effect on reducing the ACE composite score below. Visit [belongingforhope.org](http://belongingforhope.org) for action steps that nurture and build a community where everyone can thrive.

## UNDERSTANDING THE ACE COMPOSITE SCORE

The map shows the percentage of students in grades 6-12 who were above the state median of a composite score that reflects student self-reporting of behaviors associated with ACEs. The measures considered in the composite score are from the Georgia Student Health Survey (2019) and are related to the behaviors - bullying, fighting, substance use, anxiety/depression, and self-harm.

A higher percentage represents a greater rate of students in grades 6-12 reporting behaviors that have been associated with ACEs or that are ACEs.



## LEADING CONTRIBUTORS TO THE ACE COMPOSITE SCORE BY COUNTY

Listed below are the top three contributors to the composite score by county.

(County Name) Leading Contributor, Second Leading Contributor, and Third-Leading Contributor\*

- (Butts) Anxiety/Depression, Bullying, and Fighting
- (Carroll) Anxiety/Depression, Bullying, and Self-Harm
- (Coweta) Anxiety/Depression, Bullying, and Self-Harm
- (Fayette) Anxiety/Depression, Bullying, and Self-Harm
- (Heard) Anxiety/Depression, Bullying, and Substance Use
- (Henry) Anxiety/Depression, Bullying, and Self-Harm
- (Lamar) Anxiety/Depression, Bullying, and Self-Harm
- (Meriwether) Bullying, Anxiety/Depression, and Fighting
- (Pike) Anxiety/Depression, Bullying, and Self-Harm
- (Spalding) Anxiety/Depression, Bullying, and Fighting
- (Troup) Anxiety/Depression, Bullying, and Fighting
- (Upson) Anxiety/Depression, Bullying, and Self-Harm

\*Anxiety/Depression - overwhelmed with fear, intense worry; Bullying - picked on/teased by others, text message harassment; Fighting - pushed/hit/kicked, physical fight; Self-Harm - thoughts or incidents of self-harm, suicide attempts; Substance Use - used alcohol/marijuana or other drugs in last 30 days

## ACTION STEPS

The most impactful prevention strategies offer real solutions at the family, society, and community levels. Creating a plan that prioritizes the leading contributors above will support healthy and vibrant environments where children can thrive.

Visit [iprce.emory.edu](http://iprce.emory.edu) to find related data and resources.  
Visit [belongingforhope.org](http://belongingforhope.org) for actions that nurture a community where everyone can thrive.





# ADVERSE CHILDHOOD EXPERIENCE COMPOSITE SCORE MAP

**BARROW, CLARKE, ELBERT, GREENE, JACKSON, MADISON, MORGAN, NEWTON, OCONEE, OGLETHORPE, ROCKDALE, AND WALTON COUNTIES**

Presented in this fact sheet are data that set communities up for success to tackle adverse childhood experiences (ACEs). Here, you'll find information that helps spot potential areas of improvement and make decisions on ACE prevention strategies.

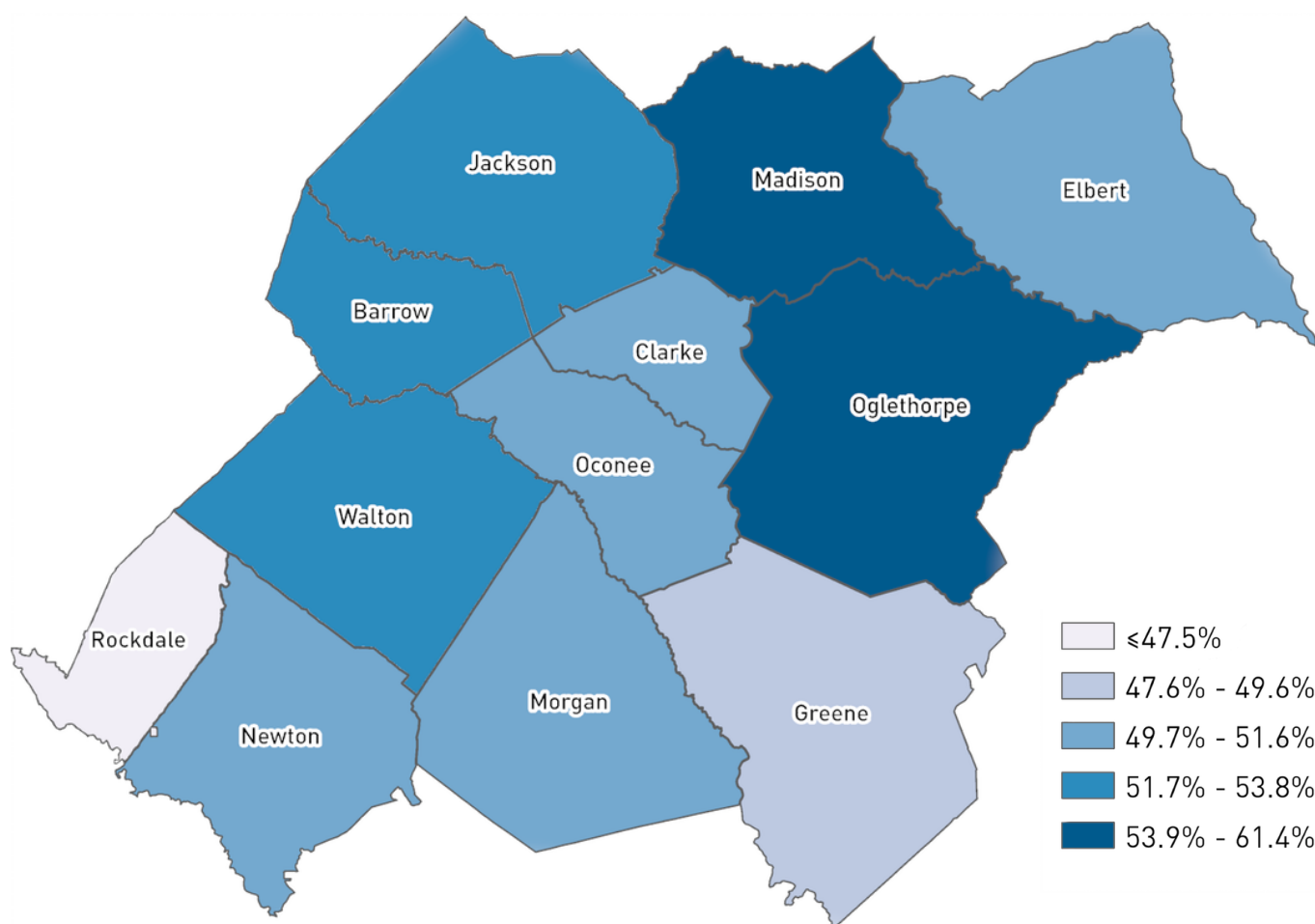
There is a strong relationship between ACEs and bullying, fighting, self-harm, and anxiety/depression. For example, intimate partner violence in the home, one of the ten common ACEs, is associated with childhood bullying perpetration.

Addressing these behaviors (i.e., bullying, fighting, etc.) will have the greatest effect on reducing the ACE composite score below. Visit [belongingforhope.org](http://belongingforhope.org) for action steps that nurture and build a community where everyone can thrive.

## UNDERSTANDING THE ACE COMPOSITE SCORE

The map shows the percentage of students in grades 6-12 who were above the state median of a composite score that reflects student self-reporting of behaviors associated with ACEs. The measures considered in the composite score are from the Georgia Student Health Survey (2019) and are related to the behaviors - bullying, fighting, substance use, anxiety/depression, and self-harm.

A higher percentage represents a greater rate of students in grades 6-12 reporting behaviors that have been associated with ACEs or that are ACEs.



## LEADING CONTRIBUTORS TO THE ACE COMPOSITE SCORE BY COUNTY

**Listed below are the top three contributors to the composite score by county.**

(County Name) Leading Contributor, Second Leading Contributor, and Third-Leading Contributor\*

- (Barrow) Anxiety/Depression, Bullying, and Self-Harm
- (Clarke) Anxiety/Depression, Bullying, and Fighting
- (Elbert) Bullying, Anxiety/Depression, and Self-Harm
- (Greene) Bullying, Anxiety/Depression, and Fighting
- (Jackson) Anxiety/Depression, Bullying, and Self-Harm
- (Madison) Anxiety/Depression, Bullying, and Self-Harm
- (Morgan) Anxiety/Depression, Bullying, and Self-Harm
- (Newton) Anxiety/Depression, Bullying, and Self-Harm
- (Oconee) Anxiety/Depression, Bullying, and Self-Harm
- (Oglethorpe) Anxiety/Depression, Bullying, and Self-Harm
- (Rockdale) Anxiety/Depression, Bullying, and Self-Harm
- (Walton) Anxiety/Depression, Bullying, and Self-Harm

\*Anxiety/Depression - overwhelmed with fear, intense worry; Bullying - picked on/teased by others, text message harassment; Fighting - pushed/hit/kicked, physical fight; Self-Harm - thoughts or incidents of self-harm, suicide attempts; Substance Use - used alcohol/marijuana or other drugs in last 30 days

## ACTION STEPS

The most impactful prevention strategies offer real solutions at the family, society, and community levels. Creating a plan that prioritizes the leading contributors above will support healthy and vibrant environments where children can thrive.

Visit [iprce.emory.edu](http://iprce.emory.edu) to access related data and resources. Visit [belongingforhope.org](http://belongingforhope.org) for actions that nurture a community where everyone can thrive.



# ADVERSE CHILDHOOD EXPERIENCES COMPOSITE SCORE MAP

**BALDWIN, BIBB, CRAWFORD, HOUSTON, JASPER, JONES, MONROE, PEACH, PUTNAM, TWIGGS, AND WILKINSON COUNTIES**

Presented in this fact sheet are data that set communities up for success to tackle adverse childhood experiences (ACEs). Here, you'll find information that helps spot potential areas of improvement and make decisions on ACE prevention strategies.

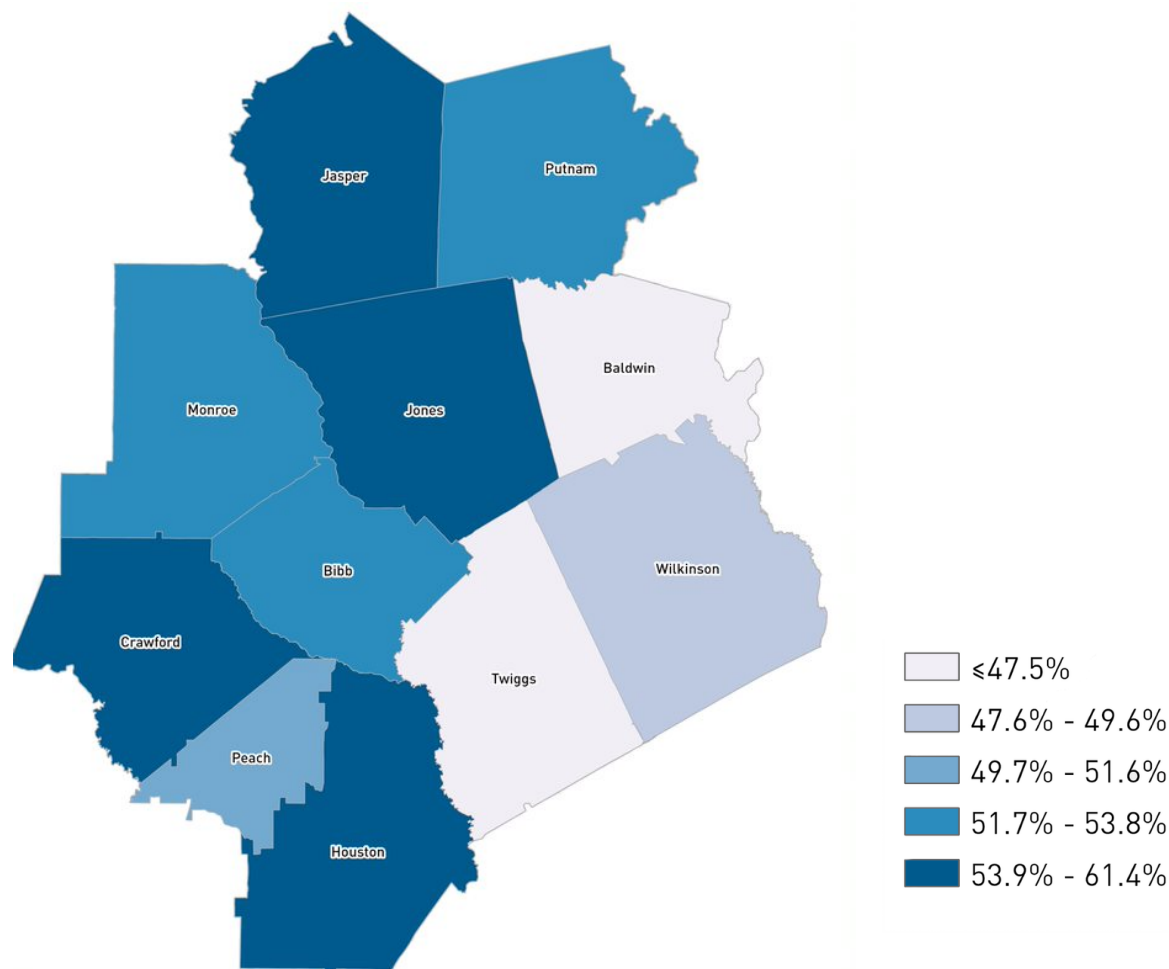
There is a strong relationship between ACEs and bullying, fighting, self-harm, and anxiety/depression. For example, intimate partner violence in the home, one of the ten common ACEs, is associated with childhood bullying perpetration.

Addressing these behaviors (i.e., bullying, fighting, etc.) will have the greatest effect on reducing the ACE composite score below. Visit [belongingforhope.org](http://belongingforhope.org) for action steps that nurture and build a community where everyone can thrive.

## UNDERSTANDING THE ACE COMPOSITE SCORE

The map shows the percentage of students in grades 6-12 who were above the state median of a composite score that reflects student self-reporting of behaviors associated with ACEs. The measures considered in the composite score are from the Georgia Student Health Survey (2019) and are related to the behaviors - bullying, fighting, substance use, anxiety/depression, and self-harm.

A higher percentage represents a greater rate of students in grades 6-12 reporting behaviors that have been associated with ACEs or that are ACEs.



## LEADING CONTRIBUTORS TO THE ACE COMPOSITE SCORE BY COUNTY

Listed below are the top three contributors to the composite score by county.

(County Name) Leading Contributor, Second Leading Contributor, and Third-Leading Contributor\*

- (Baldwin) Bullying, Anxiety/Depression, Fighting
- (Bibb) Anxiety/Depression, Bullying, Self-Harm
- (Crawford) Anxiety/Depression, Bullying, Substance Use
- (Houston) Anxiety/Depression, Bullying, Self-Harm
- (Jasper) Anxiety/Depression, Bullying, Self-Harm
- (Jones) Anxiety/Depression, Bullying, Self-Harm
- (Monroe) Anxiety/Depression, Bullying, Self-Harm
- (Peach) Anxiety/Depression, Bullying, Self-Harm
- (Putnam) Anxiety/Depression, Bullying, Fighting
- (Twiggs) Bullying, Anxiety/Depression, Fighting
- (Wilkinson) Anxiety/Depression, Bullying, Fighting

\*Anxiety/Depression - overwhelmed with fear, intense worry; Bullying - picked on/teased by others, text message harassment; Fighting - pushed/hit/kicked, physical fight; Self-Harm - thoughts or incidents of self-harm, suicide attempts; Substance Use - used alcohol/marijuana or other drugs in last 30 days

## ACTION STEPS

The most impactful prevention strategies offer real solutions at the family, society, and community levels. Creating a plan that prioritizes the leading contributors above will support healthy and vibrant environments where children can thrive.

Visit [iprce.emory.edu](http://iprce.emory.edu) to find related data and resources.  
Visit [belongingforhope.org](http://belongingforhope.org) for actions that nurture a community where everyone can thrive.





# ADVERSE CHILDHOOD EXPERIENCES COMPOSITE SCORE MAP

**BURKE, COLUMBIA, GLASCOCK, HANCOCK, JEFFERSON, JENKINS, LINCOLN, MCDUFFIE, RICHMOND, SCREVEN, TALIAFERRO, WARREN, WASHINGTON, AND WILKES COUNTIES**

Presented in this fact sheet are data that set communities up for success to tackle adverse childhood experiences (ACEs). Here, you'll find information that helps spot potential areas of improvement and make decisions on ACE prevention strategies.

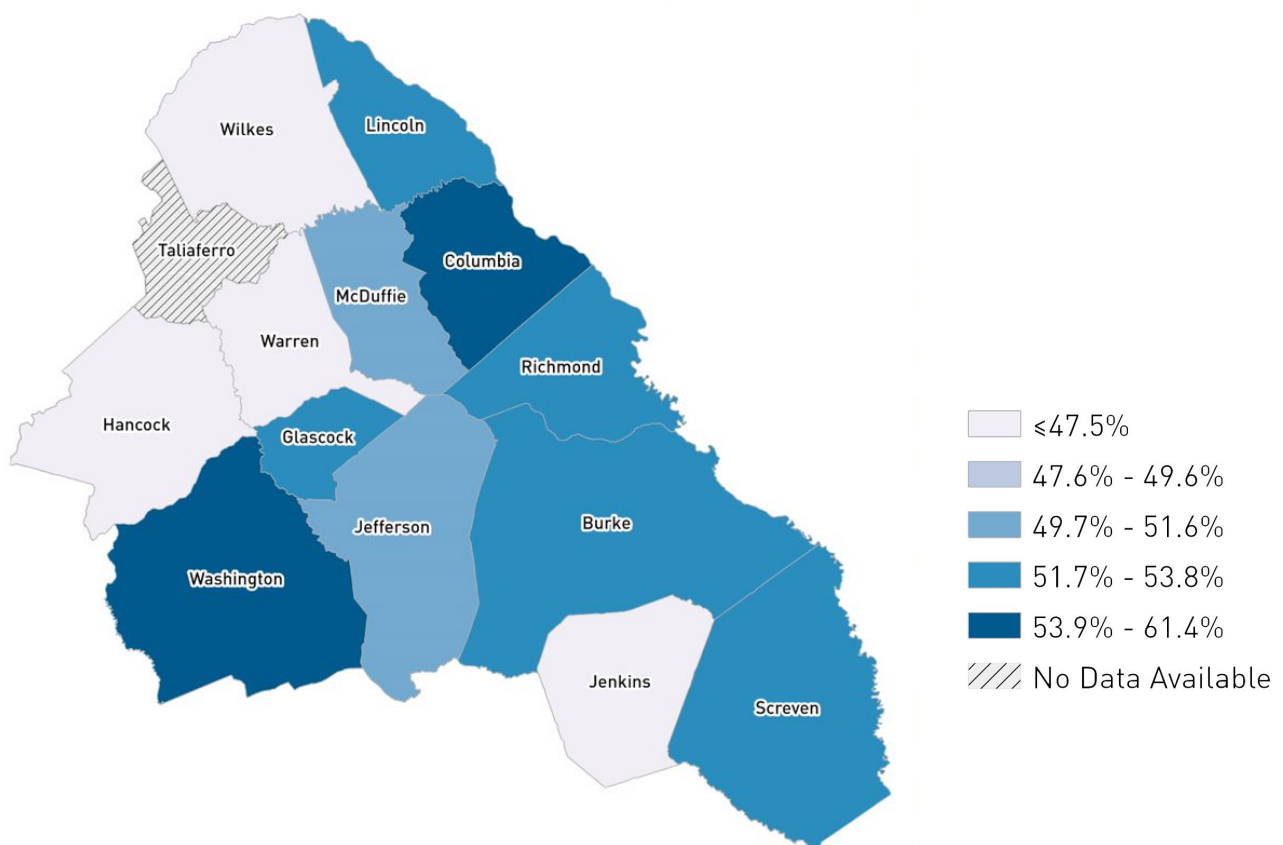
There is a strong relationship between ACEs and bullying, fighting, self-harm, and anxiety/depression. For example, intimate partner violence in the home, one of the ten common ACEs, is associated with childhood bullying perpetration.

Addressing these behaviors (i.e., bullying, fighting, etc.) will have the greatest effect on reducing the ACE composite score below. Visit [belongingforhope.org](http://belongingforhope.org) for action steps that nurture and build a community where everyone can thrive.

## UNDERSTANDING THE ACE COMPOSITE SCORE

The map shows the percentage of students in grades 6-12 who were above the state median of a composite score that reflects student self-reporting of behaviors associated with ACEs. The measures considered in the composite score are from the Georgia Student Health Survey (2019) and are related to the behaviors - bullying, fighting, substance use, anxiety/depression, and self-harm.

A higher percentage represents a greater rate of students in grades 6-12 reporting behaviors that have been associated with ACEs or that are ACEs.



## LEADING CONTRIBUTORS TO THE ACE COMPOSITE SCORE BY COUNTY

Listed below are the top three contributors to the composite score by county.

(County Name) Leading Contributor, Second Leading Contributor, and Third-Leading Contributor\*

- (Burke) Anxiety/Depression, Bullying, Fighting
- (Columbia) Anxiety/Depression, Bullying, Self-Harm
- (Glascock) Bullying, Anxiety/Depression, Fighting
- (Hancock) Bullying, Anxiety/Depression, Fighting
- (Jefferson) Anxiety/Depression, Bullying, Fighting
- (Jenkins) Bullying, Anxiety/Depression, Fighting
- (Lincoln) Anxiety/Depression, Bullying, Self-Harm
- (McDuffie) Anxiety/Depression, Bullying, Fighting
- (Richmond) Anxiety/Depression, Bullying, Self-Harm
- (Screven) Anxiety/Depression, Bullying, Substance Use
- (Taliaferro) Data does not exist
- (Warren) Bullying, Anxiety/Depression, Fighting
- (Washington) Bullying, Anxiety/Depression, Self-Harm
- (Wilkes) Bullying, Anxiety/Depression, Fighting

\*Anxiety/Depression - overwhelmed with fear, intense worry; Bullying - picked on/teased by others, text message harassment; Fighting - pushed/hit/kicked, physical fight; Self-Harm - thoughts or incidents of self-harm, suicide attempts; Substance Use - used alcohol/marijuana or other drugs in last 30 days

## ACTION STEPS

The most impactful prevention strategies offer real solutions at the family, society, and community levels. Creating a plan that prioritizes the leading contributors above will support healthy and vibrant environments where children can thrive.

Visit [iprce.emory.edu](http://iprce.emory.edu) to find related data and resources.  
Visit [belongingforhope.org](http://belongingforhope.org) for actions that nurture a community where everyone can thrive.



# ADVERSE CHILDHOOD EXPERIENCES COMPOSITE SCORE MAP

**CHATTAHOOCHEE, CLAY, CRISP, DOOLY, HARRIS, MACON, MARION, MUSCOGEE, QUITMAN, RANDOLPH, SCHLEY, STEWART, SUMTER, TALBOT, TAYLOR, AND WEBSTER COUNTIES**

Presented in this fact sheet are data that set communities up for success to tackle adverse childhood experiences (ACEs). Here, you'll find information that helps spot potential areas of improvement and make decisions on ACE prevention strategies.

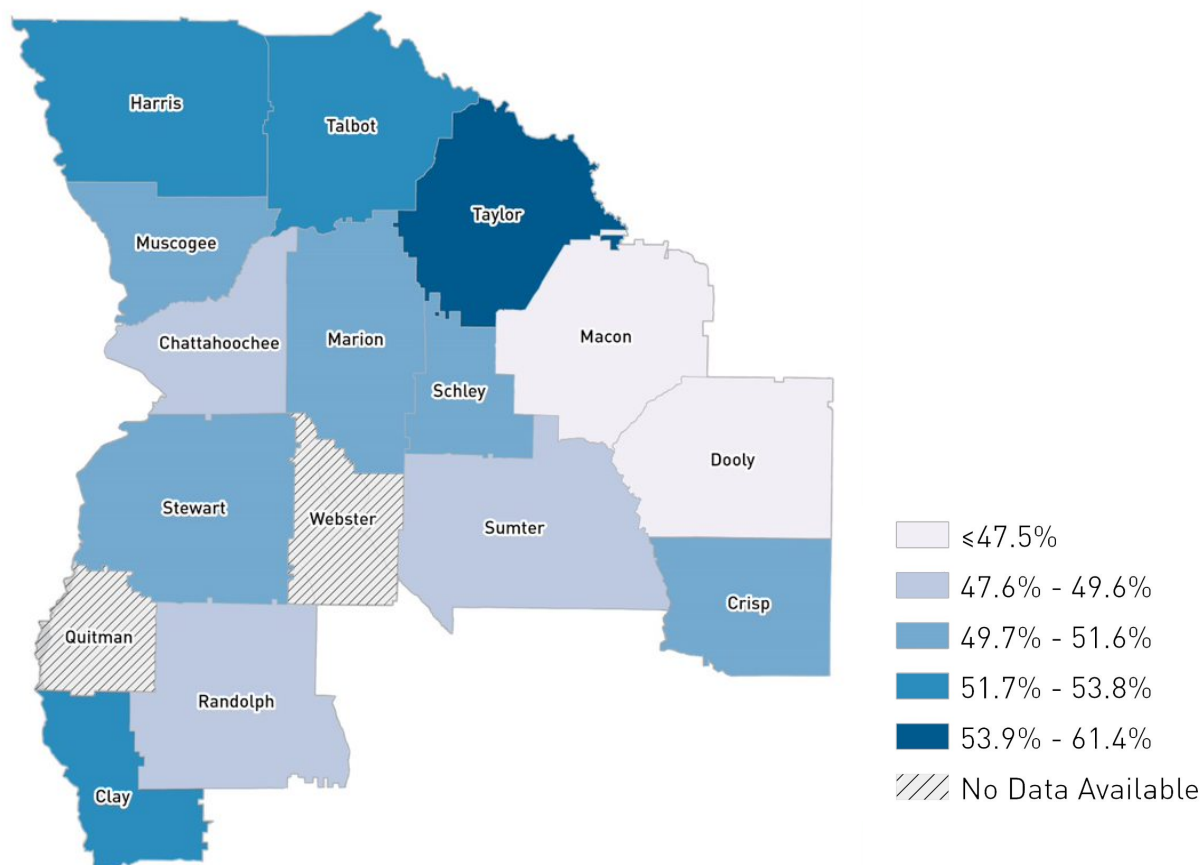
There is a strong relationship between ACEs and bullying, fighting, self-harm, and anxiety/depression. For example, intimate partner violence in the home, one of the ten common ACEs, is associated with childhood bullying perpetration.

Addressing these behaviors (i.e., bullying, fighting, etc.) will have the greatest effect on reducing the ACE composite score below. Visit [belongingforhope.org](http://belongingforhope.org) for action steps that nurture and build a community where everyone can thrive.

## UNDERSTANDING THE ACE COMPOSITE SCORE

The map shows the percentage of students in grades 6-12 who were above the state median of a composite score that reflects student self-reporting of behaviors associated with ACEs. The measures considered in the composite score are from the Georgia Student Health Survey (2019) and are related to the behaviors - bullying, fighting, substance use, anxiety/depression, and self-harm.

A higher percentage represents a greater rate of students in grades 6-12 reporting behaviors that have been associated with ACEs or that are ACEs.



## LEADING CONTRIBUTORS TO THE ACE COMPOSITE SCORE BY COUNTY

Listed below are the top three contributors to the composite score by county.

(County Name) Leading Contributor, Second Leading Contributor, and Third-Leading Contributor\*

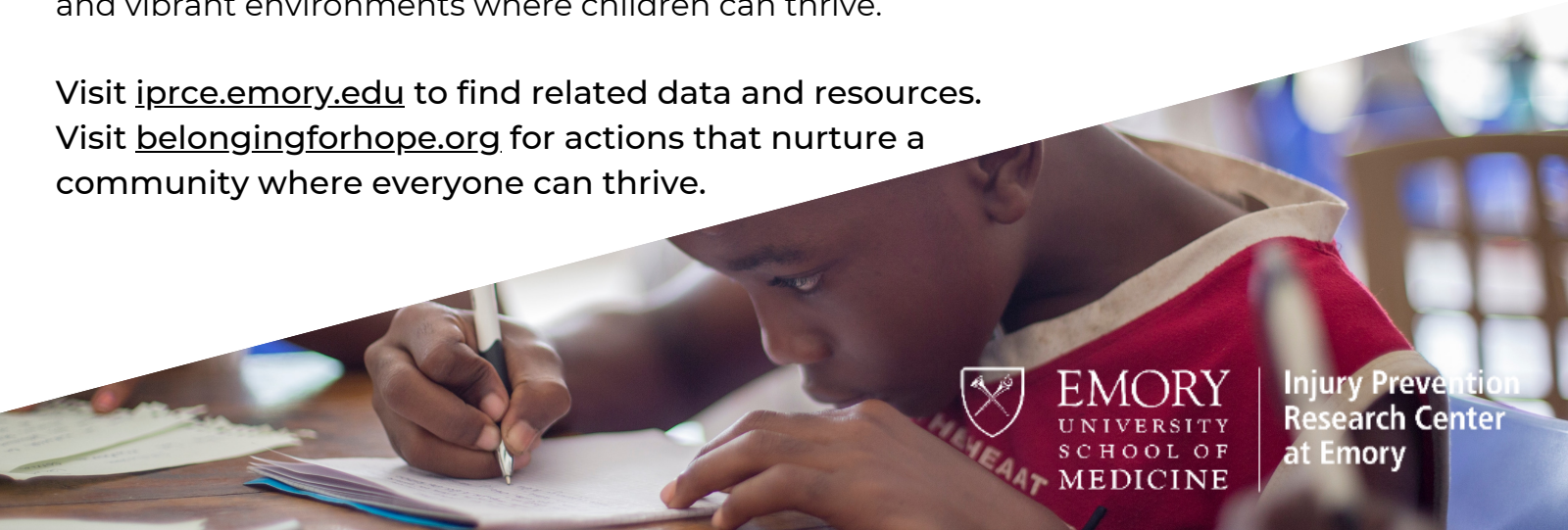
- (Chattahoochee) Anxiety/Depression, Bullying, Self-Harm
- (Clay) Anxiety/Depression, Bullying, Self-Harm
- (Crisp) Bullying, Anxiety/Depression, Fighting
- (Dooly) Bullying, Anxiety/Depression, Fighting
- (Harris) Anxiety/Depression, Bullying, Self-Harm
- (Macon) Bullying, Anxiety/Depression, Fighting
- (Marion) Bullying, Anxiety/Depression, Fighting
- (Muscogee) Anxiety/Depression, Bullying, Self-Harm
- (Quitman) Data does not exist
- (Randolph) Anxiety/Depression, Bullying, Fighting
- (Schley) Anxiety/Depression, Bullying, Substance Use
- (Stewart) Anxiety/Depression, Bullying, Fighting
- (Sumter) Anxiety/Depression, Bullying, Fighting
- (Talbot) Bullying, Fighting, Anxiety/Depression
- (Taylor) Anxiety/Depression, Bullying, Self-Harm
- (Webster) Data does not exist

\*Anxiety/Depression - overwhelmed with fear, intense worry; Bullying - picked on/teased by others, text message harassment; Fighting - pushed/hit/kicked, physical fight; Self-Harm - thoughts or incidents of self-harm, suicide attempts; Substance Use - used alcohol/marijuana or other drugs in last 30 days

## ACTION STEPS

The most impactful prevention strategies offer real solutions at the family, society, and community levels. Creating a plan that prioritizes the leading contributors above will support healthy and vibrant environments where children can thrive.

Visit [iprce.emory.edu](http://iprce.emory.edu) to find related data and resources.  
Visit [belongingforhope.org](http://belongingforhope.org) for actions that nurture a community where everyone can thrive.





# ADVERSE CHILDHOOD EXPERIENCES COMPOSITE SCORE MAP

**APPLING, BLECKLEY, CANDLER, DODGE, EMANUEL, EVANS, JEFF DAVIS, JOHNSON, LAURENS, MONTGOMERY, PULASKI, TATTNALL, TELFAIR, TOOMBS, TREUTLEN, WAYNE, WHEELER, AND WILCOX COUNTIES**

Presented in this fact sheet are data that set communities up for success to tackle adverse childhood experiences (ACEs). Here, you'll find information that helps spot potential areas of improvement and make decisions on ACE prevention strategies.

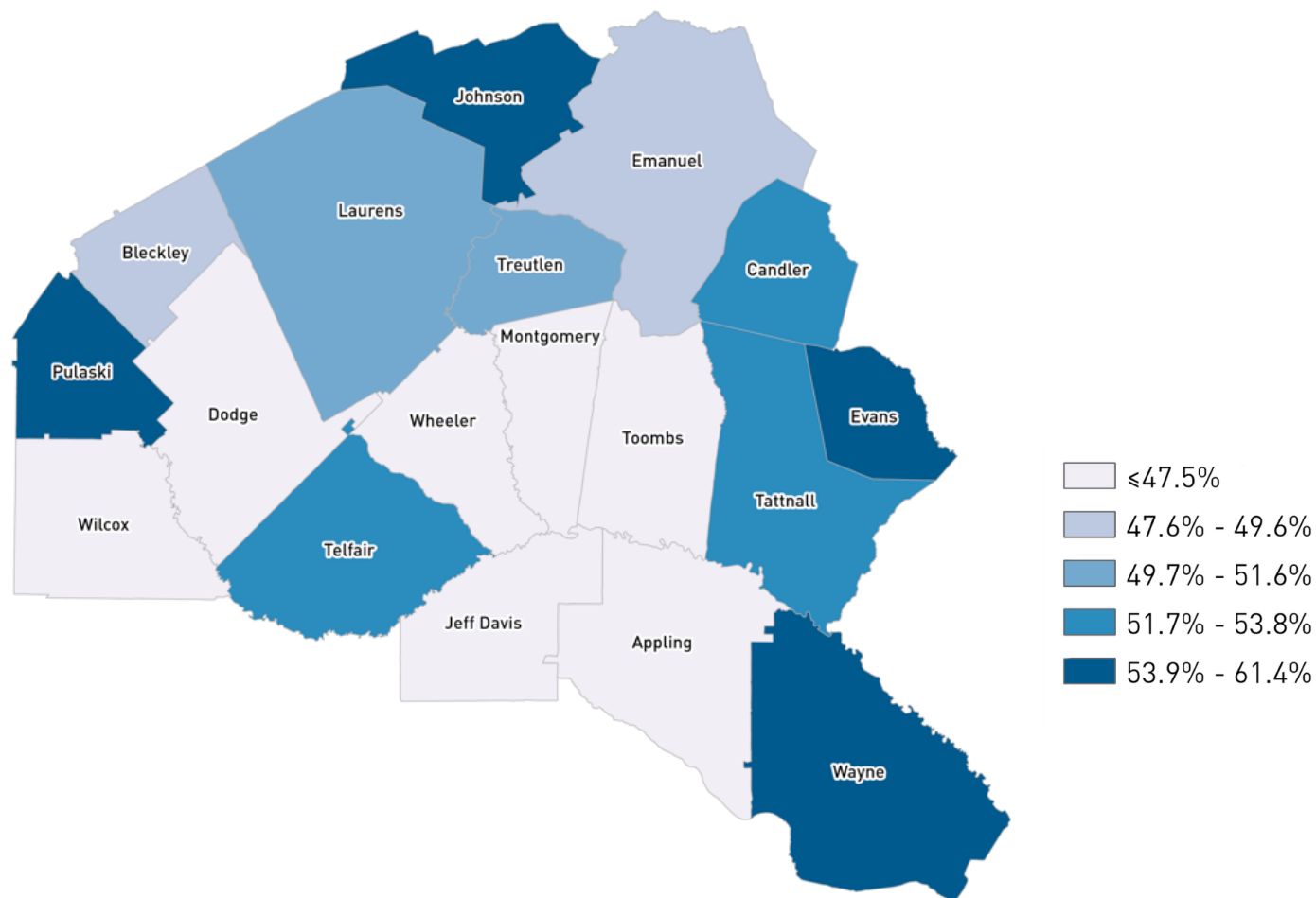
There is a strong relationship between ACEs and bullying, fighting, self-harm, and anxiety/depression. For example, intimate partner violence in the home, one of the ten common ACEs, is associated with childhood bullying perpetration.

Addressing these behaviors (i.e., bullying, fighting, etc.) will have the greatest effect on reducing the ACE composite score below. Visit [belongingforhope.org](http://belongingforhope.org) for action steps that nurture and build a community where everyone can thrive.

## UNDERSTANDING THE ACE COMPOSITE SCORE

The map shows the percentage of students in grades 6-12 who were above the state median of a composite score that reflects student self-reporting of behaviors associated with ACEs. The measures considered in the composite score are from the Georgia Student Health Survey (2019) and are related to the behaviors - bullying, fighting, substance use, anxiety/depression, and self-harm.

A higher percentage represents a greater rate of students in grades 6-12 reporting behaviors that have been associated with ACEs or that are ACEs.



## LEADING CONTRIBUTORS TO THE ACE COMPOSITE SCORE BY COUNTY

Listed below are the top three contributors to the composite score by county.

(County Name) Leading Contributor, Second Leading Contributor, and Third-Leading Contributor\*

- (Appling) Anxiety/Depression, Bullying, and Self-Harm
- (Bleckley) Anxiety/Depression, Bullying, and Self-Harm
- (Candler) Bullying, Anxiety/Depression, and Fighting
- (Dodge) Anxiety/Depression, Bullying, and Self-Harm
- (Emmanuel) Bullying, Anxiety/Depression, and Fighting
- (Evans) Anxiety/Depression, Bullying, and Self-Harm
- (Jeff Davis) Anxiety/Depression, Bullying, and Self-Harm
- (Johnson) Bullying, Anxiety/Depression, and Fighting
- (Laurens) Anxiety/Depression, Bullying, and Fighting
- (Montgomery) Bullying, Anxiety/Depression, and Fighting
- (Pulaski) Anxiety/Depression, Bullying, and Self-Harm
- (Tattnall) Anxiety/Depression, Bullying, and Fighting
- (Telfair) Anxiety/Depression, Bullying, and Self-Harm
- (Toombs) Anxiety/Depression, Bullying, and Fighting
- (Treutlen) Anxiety/Depression, Bullying, and Substance Use
- (Wayne) Anxiety/Depression, Bullying, and Self-Harm
- (Wheeler) Anxiety/Depression, Bullying, and Substance Use
- (Wilcox) Anxiety/Depression, Bullying, and Substance Use

\*Anxiety/Depression - overwhelmed with fear, intense worry; Bullying - picked on/teased by others, text message harassment; Fighting - pushed/hit/kicked, physical fight; Self-Harm - thoughts or incidents of self-harm, suicide attempts; Substance Use - used alcohol/marijuana or other drugs in last 30 days

## ACTION STEPS

The most impactful prevention strategies offer real solutions at the family, society, and community levels. Creating a plan that prioritizes the leading contributors above will support healthy and vibrant environments where children can thrive.

Visit [iprce.emory.edu](http://iprce.emory.edu) to find related data and resources.

Visit [belongingforhope.org](http://belongingforhope.org) for actions that nurture a community where everyone can thrive.



**EMORY**  
UNIVERSITY  
SCHOOL OF  
MEDICINE

**Injury Prevention  
Research Center  
at Emory**

# ADVERSE CHILDHOOD EXPERIENCES COMPOSITE SCORE MAP

**BAKER, CALHOUN, COLQUITT, DECATUR, DOUGHERTY, EARLY, GRADY, LEE, MILLER, MITCHELL, SEMINOLE, TERRELL, THOMAS, AND WORTH COUNTIES**

Presented in this fact sheet are data that set communities up for success to tackle adverse childhood experiences (ACEs). Here, you'll find information that helps spot potential areas of improvement and make decisions on ACE prevention strategies.

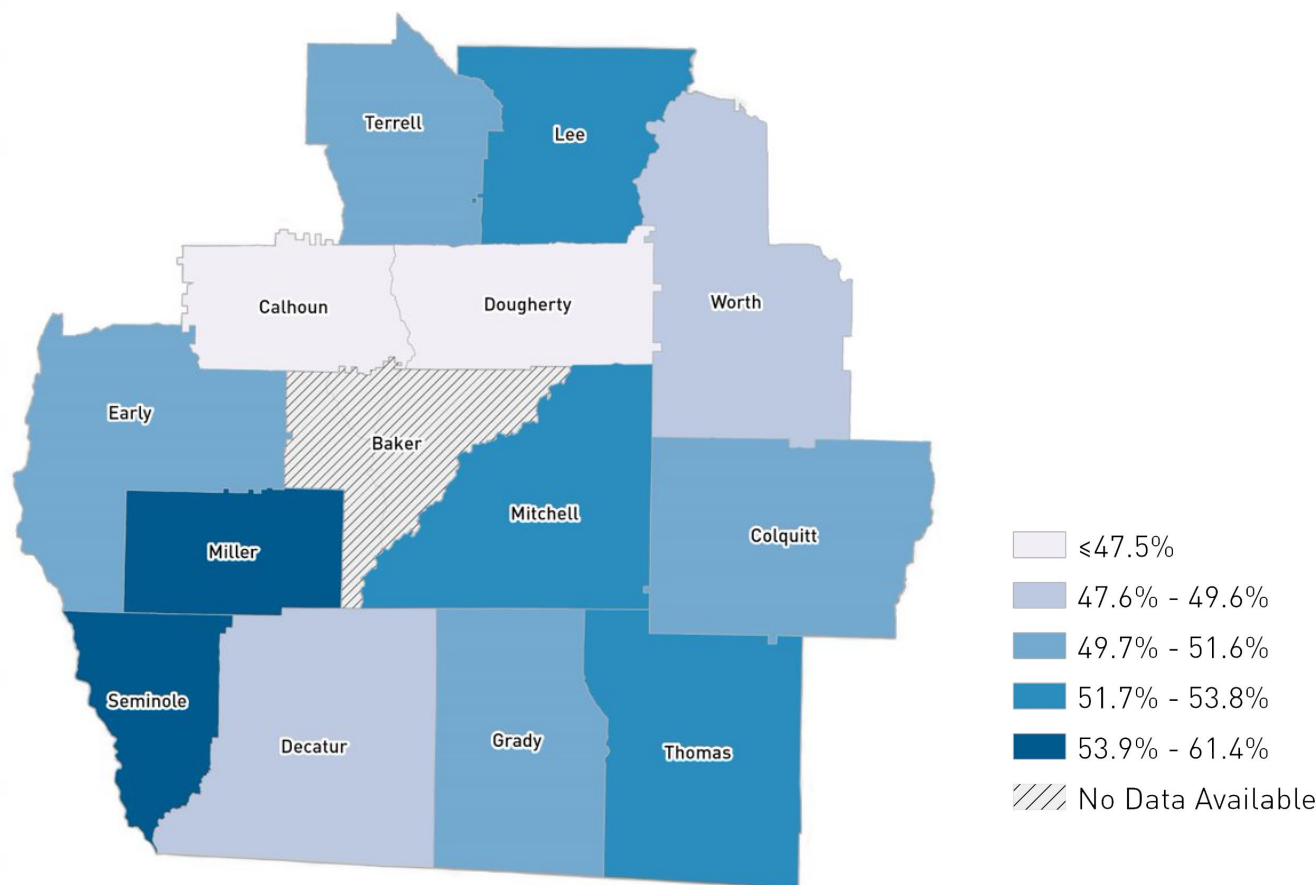
There is a strong relationship between ACEs and bullying, fighting, self-harm, and anxiety/depression. For example, intimate partner violence in the home, one of the ten common ACEs, is associated with childhood bullying perpetration.

Addressing these behaviors (i.e., bullying, fighting, etc.) will have the greatest effect on reducing the ACE composite score below. Visit [belongingforhope.org](http://belongingforhope.org) for action steps that nurture and build a community where everyone can thrive.

## UNDERSTANDING THE ACE COMPOSITE SCORE

The map shows the percentage of students in grades 6-12 who were above the state median of a composite score that reflects student self-reporting of behaviors associated with ACEs. The measures considered in the composite score are from the Georgia Student Health Survey (2019) and are related to the behaviors - bullying, fighting, substance use, anxiety/depression, and self-harm.

A higher percentage represents a greater rate of students in grades 6-12 reporting behaviors that have been associated with ACEs or that are ACEs.



## LEADING CONTRIBUTORS TO THE ACE COMPOSITE SCORE BY COUNTY

Listed below are the top three contributors to the composite score by county.

(County Name) Leading Contributor, Second Leading Contributor, and Third-Leading Contributor\*

- (Baker) Data does not exist
- (Calhoun) Anxiety/Depression, Bullying, Fighting
- (Colquitt) Anxiety/Depression, Bullying, Self-Harm
- (Decatur) Anxiety/Depression, Bullying, Self-Harm
- (Dougherty) Anxiety/Depression, Bullying, Fighting
- (Early) Bullying, Anxiety/Depression, Fighting
- (Grady) Anxiety/Depression, Bullying, Fighting
- (Lee) Anxiety/Depression, Bullying, Self-Harm
- (Miller) Anxiety/Depression, Bullying, Self-Harm
- (Mitchell) Bullying, Anxiety/Depression, Fighting
- (Seminole) Anxiety/Depression, Bullying, Self-Harm
- (Terrell) Anxiety/Depression, Bullying, Fighting
- (Thomas) Anxiety/Depression, Bullying, Self-Harm
- (Worth) Anxiety/Depression, Bullying, Self-Harm

\*Anxiety/Depression - overwhelmed with fear, intense worry; Bullying - picked on/teased by others, text message harassment; Fighting - pushed/hit/kicked, physical fight; Self-Harm - thoughts or incidents of self-harm, suicide attempts; Substance Use - used alcohol/marijuana or other drugs in last 30 days

## ACTION STEPS

The most impactful prevention strategies offer real solutions at the family, society, and community levels. Creating a plan that prioritizes the leading contributors above will support healthy and vibrant environments where children can thrive.

Visit [iprce.emory.edu](http://iprce.emory.edu) to find related data and resources.  
Visit [belongingforhope.org](http://belongingforhope.org) for actions that nurture a community where everyone can thrive.





# ADVERSE CHILDHOOD EXPERIENCES COMPOSITE SCORE MAP

**ATKINSON, BACON, BEN HILL, BERRIEN, BRANTLEY, BROOKS, CHARLTON, CLINCH, COFFEE, COOK, ECHOLS, IRWIN, LANIER, LOWNDES, PIERCE, TIFT, TURNER, AND WARE COUNTIES**

Presented in this fact sheet are data that set communities up for success to tackle adverse childhood experiences (ACEs). Here, you'll find information that helps spot potential areas of improvement and make decisions on ACE prevention strategies.

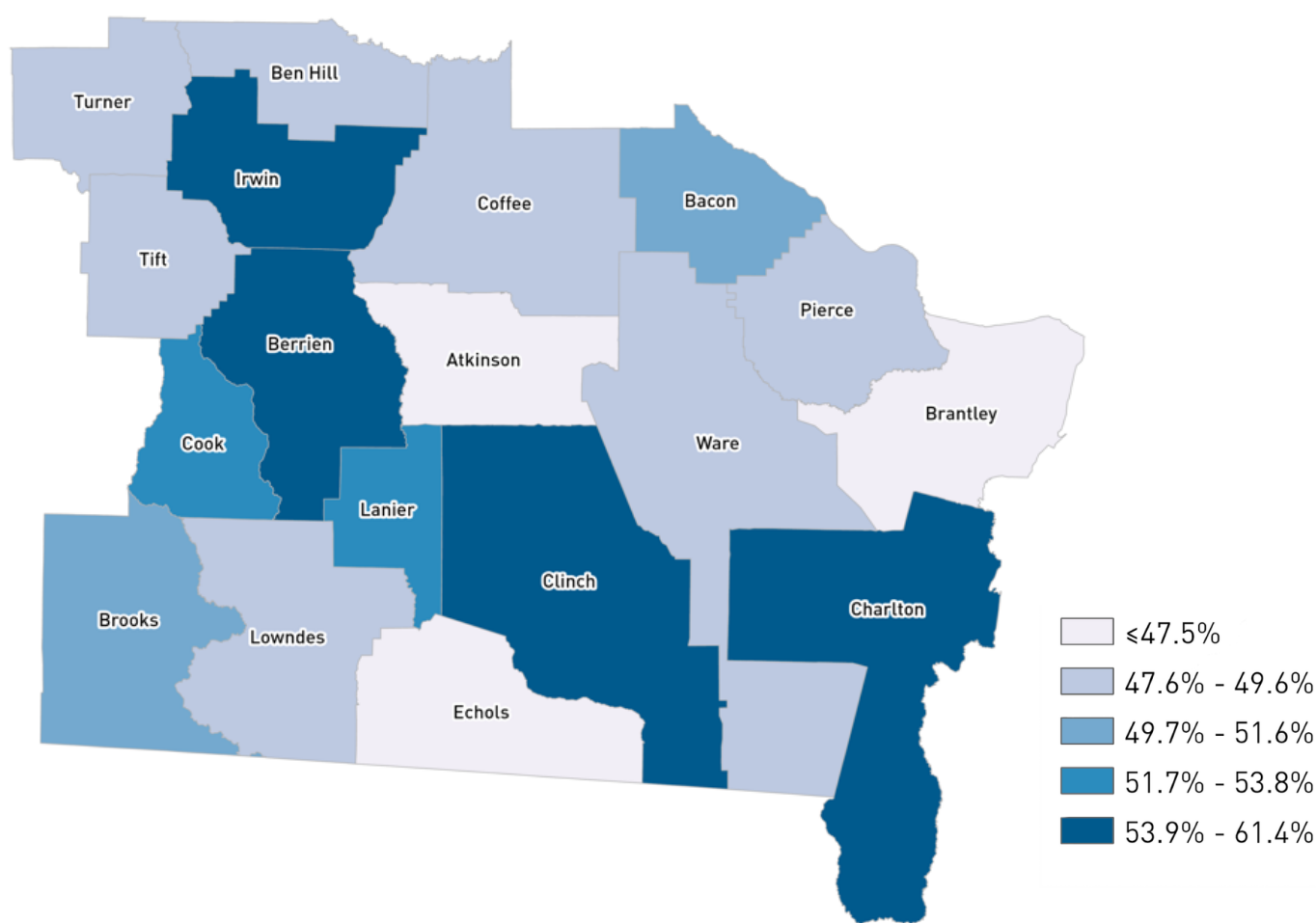
There is a strong relationship between ACEs and bullying, fighting, self-harm, and anxiety/depression. For example, intimate partner violence in the home, one of the ten common ACEs, is associated with childhood bullying perpetration.

Addressing these behaviors (i.e., bullying, fighting, etc.) will have the greatest effect on reducing the ACE composite score below. Visit [belongingforhope.org](http://belongingforhope.org) for action steps that nurture and build a community where everyone can thrive.

## UNDERSTANDING THE ACE COMPOSITE SCORE

The map shows the percentage of students in grades 6-12 who were above the state median of a composite score that reflects student self-reporting of behaviors associated with ACEs. The measures considered in the composite score are from the Georgia Student Health Survey (2019) and are related to the behaviors - bullying, fighting, substance use, anxiety/depression, and self-harm.

A higher percentage represents a greater rate of students in grades 6-12 reporting behaviors that have been associated with ACEs or that are ACEs.



## LEADING CONTRIBUTORS TO THE ACE COMPOSITE SCORE BY COUNTY

Listed below are the top three contributors to the composite score by county.

(County Name) Leading Contributor, Second Leading Contributor, and Third-Leading Contributor\*

- (Atkinson) Anxiety/Depression, Bullying, and Self-Harm
- (Bacon) Anxiety/Depression, Bullying, and Fighting
- (Ben Hill) Bullying, Anxiety/Depression, and Self-Harm
- (Berrien) Anxiety/Depression, Bullying, and Self-Harm
- (Brantley) Anxiety/Depression, Bullying, and Self-Harm
- (Brooks) Bullying, Anxiety/Depression, and Self-Harm
- (Charlton) Anxiety/Depression, Bullying, and Self-Harm
- (Clinch) Anxiety/Depression, Bullying, and Substance Use
- (Coffee) Anxiety/Depression, Bullying, and Self-Harm
- (Cook) Anxiety/Depression, Bullying, and Fighting
- (Echols) Anxiety/Depression, Bullying, and Self-Harm
- (Irwin) Anxiety/Depression, Bullying, and Fighting
- (Lanier) Anxiety/Depression, Bullying, and Self-Harm
- (Lowndes) Anxiety/Depression, Bullying, and Self-Harm
- (Pierce) Anxiety/Depression, Bullying, and Substance Use
- (Tift) Anxiety/Depression, Bullying, and Fighting
- (Turner) Bullying, Anxiety/Depression, and Fighting
- (Ware) Anxiety/Depression, Bullying, and Self-Harm

\*Anxiety/Depression - overwhelmed with fear, intense worry; Bullying - picked on/teased by others, text message harassment; Fighting - pushed/hit/kicked, physical fight; Self-Harm - thoughts or incidents of self-harm, suicide attempts; Substance Use - used alcohol/marijuana or other drugs in last 30 days

## ACTION STEPS

The most impactful prevention strategies offer real solutions at the family, society, and community levels. Creating a plan that prioritizes the leading contributors above will support healthy and vibrant environments where children can thrive.

Visit [iprce.emory.edu](http://iprce.emory.edu) to find related data and resources. Visit [belongingforhope.org](http://belongingforhope.org) for actions that nurture a community where everyone can thrive.

# ADVERSE CHILDHOOD EXPERIENCES COMPOSITE SCORE MAP

## CAMDEN, CHATHAM, BRYAN, BULLOCH, EFFINGHAM, GLYNN, LIBERTY, LONG, AND MCINTOSH COUNTIES

Presented in this fact sheet are data that set communities up for success to tackle adverse childhood experiences (ACEs). Here, you'll find information that helps spot potential areas of improvement and make decisions on ACE prevention strategies.

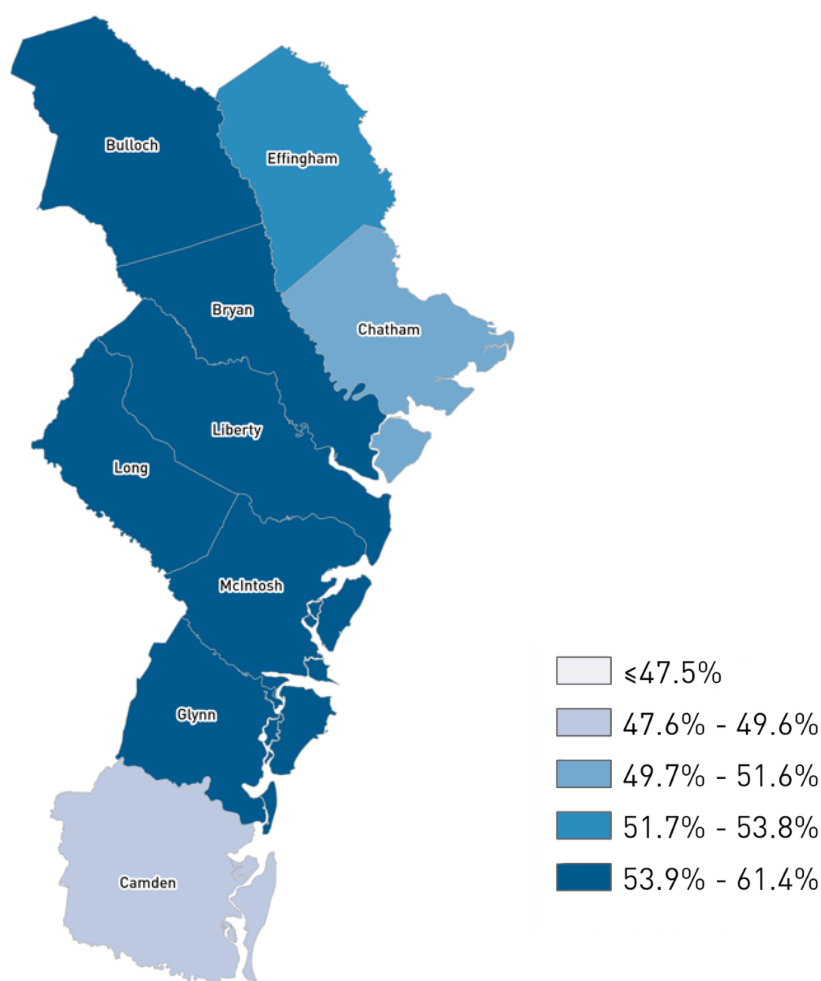
There is a strong relationship between ACEs and bullying, fighting, self-harm, and anxiety/depression. For example, intimate partner violence in the home, one of the ten common ACEs, is associated with childhood bullying perpetration.

Addressing these behaviors (i.e., bullying, fighting, etc.) will have the greatest effect on reducing the ACE composite score below. Visit [belongingforhope.org](http://belongingforhope.org) for action steps that nurture and build a community where everyone can thrive.

## UNDERSTANDING THE ACE COMPOSITE SCORE

The map shows the percentage of students in grades 6-12 who were above the state median of a composite score that reflects student self-reporting of behaviors associated with ACEs. The measures considered in the composite score are from the Georgia Student Health Survey (2019) and are related to the behaviors - bullying, fighting, substance use, anxiety/depression, and self-harm.

A higher percentage represents a greater rate of students in grades 6-12 reporting behaviors that have been associated with ACEs or that are ACEs.



## LEADING CONTRIBUTORS TO THE ACE COMPOSITE SCORE BY COUNTY

Listed below are the top three contributors to the composite score by county.

(County Name) Leading Contributor, Second Leading Contributor, and Third-Leading Contributor\*

- (Camden) Anxiety/Depression, Bullying, and Self-Harm
- (Chatham) Anxiety/Depression, Bullying, and Self-Harm
- (Bryan) Anxiety/Depression, Bullying, and Self-Harm
- (Bulloch) Anxiety/Depression, Bullying, and Self-Harm
- (Effingham) Anxiety/Depression, Bullying, and Self-Harm
- (Glynn) Anxiety/Depression, Bullying, and Self-Harm
- (Liberty) Anxiety/Depression, Bullying, and Self-Harm
- (Long) Anxiety/Depression, Bullying, and Self-Harm
- (McIntosh) Anxiety/Depression, Bullying, and Fighting

\*Anxiety/Depression - overwhelmed with fear, intense worry; Bullying - picked on/teased by others, text message harassment; Fighting - pushed/hit/kicked, physical fight; Self-Harm - thoughts or incidents of self-harm, suicide attempts; Substance Use - used alcohol/marijuana or other drugs in last 30 days

## ACTION STEPS

The most impactful prevention strategies offer real solutions at the family, society, and community levels. Creating a plan that prioritizes the leading contributors above will support healthy and vibrant environments where children can thrive.

Visit [iprce.emory.edu](http://iprce.emory.edu) to find related data and resources. Visit [belongingforhope.org](http://belongingforhope.org) for actions that nurture a community where everyone can thrive.





# ADVERSE CHILDHOOD EXPERIENCES COMPOSITE SCORE MAP

## CLAYTON, COBB, AND GWINNETT COUNTIES

Presented in this fact sheet are data that set communities up for success to tackle adverse childhood experiences (ACEs). Here, you'll find information that helps spot potential areas of improvement and make decisions on ACE prevention strategies.

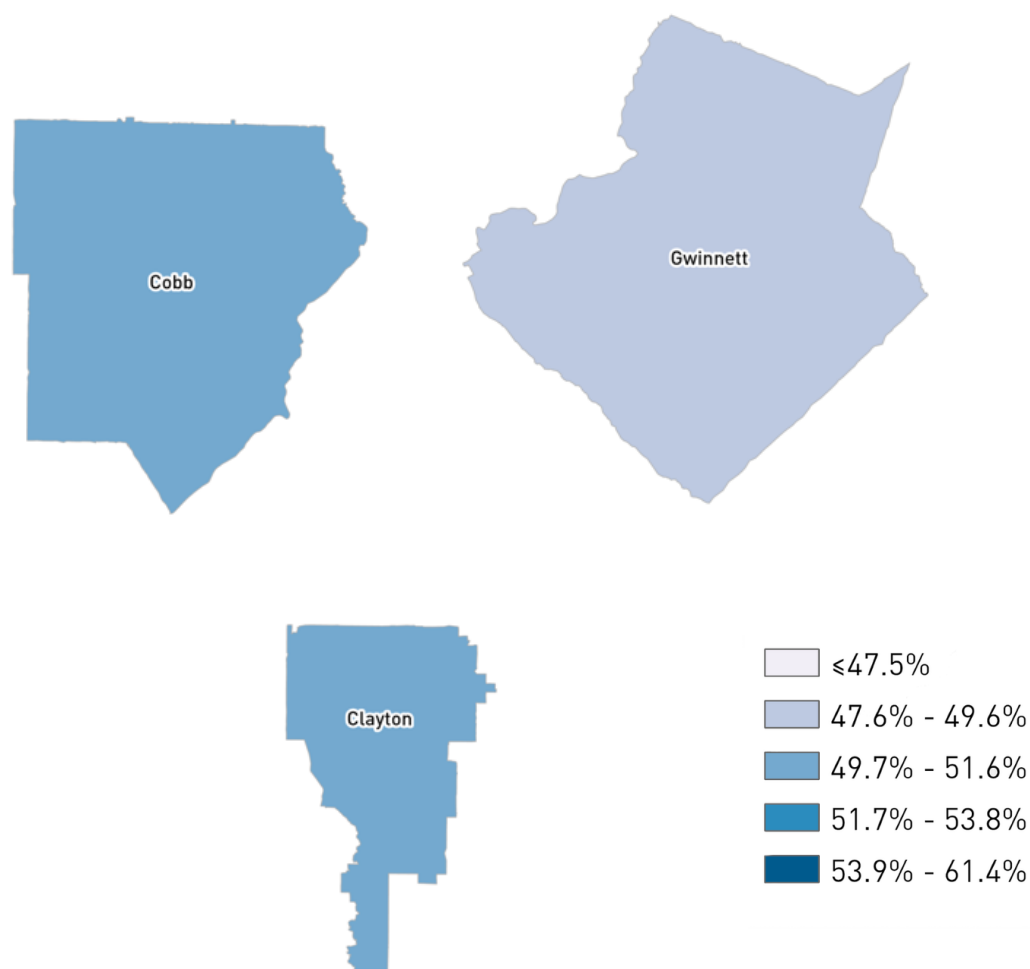
There is a strong relationship between ACEs and bullying, fighting, self-harm, and anxiety/depression. For example, intimate partner violence in the home, one of the ten common ACEs, is associated with childhood bullying perpetration.

Addressing these behaviors (i.e., bullying, fighting, etc.) will have the greatest effect on reducing the ACE composite score below. Visit [belongingforhope.org](http://belongingforhope.org) for action steps that nurture and build a community where everyone can thrive.

## UNDERSTANDING THE ACE COMPOSITE SCORE

The map shows the percentage of students in grades 6-12 who were above the state median of a composite score that reflects student self-reporting of behaviors associated with ACEs. The measures considered in the composite score are from the Georgia Student Health Survey (2019) and are related to the behaviors - bullying, fighting, substance use, anxiety/depression, and self-harm.

A higher percentage represents a greater rate of students in grades 6-12 reporting behaviors that have been associated with ACEs or that are ACEs.



## LEADING CONTRIBUTORS TO THE ACE COMPOSITE SCORE BY COUNTY

Listed below are the top three contributors to the composite score by county.

(County Name) Leading Contributor, Second Leading Contributor, and Third-Leading Contributor\*

(Clayton) Anxiety/Depression, Bullying, and Self-Harm

(Cobb) Anxiety/Depression, Bullying, and Self-Harm

(Gwinnett) Anxiety/Depression, Bullying, and Self-Harm

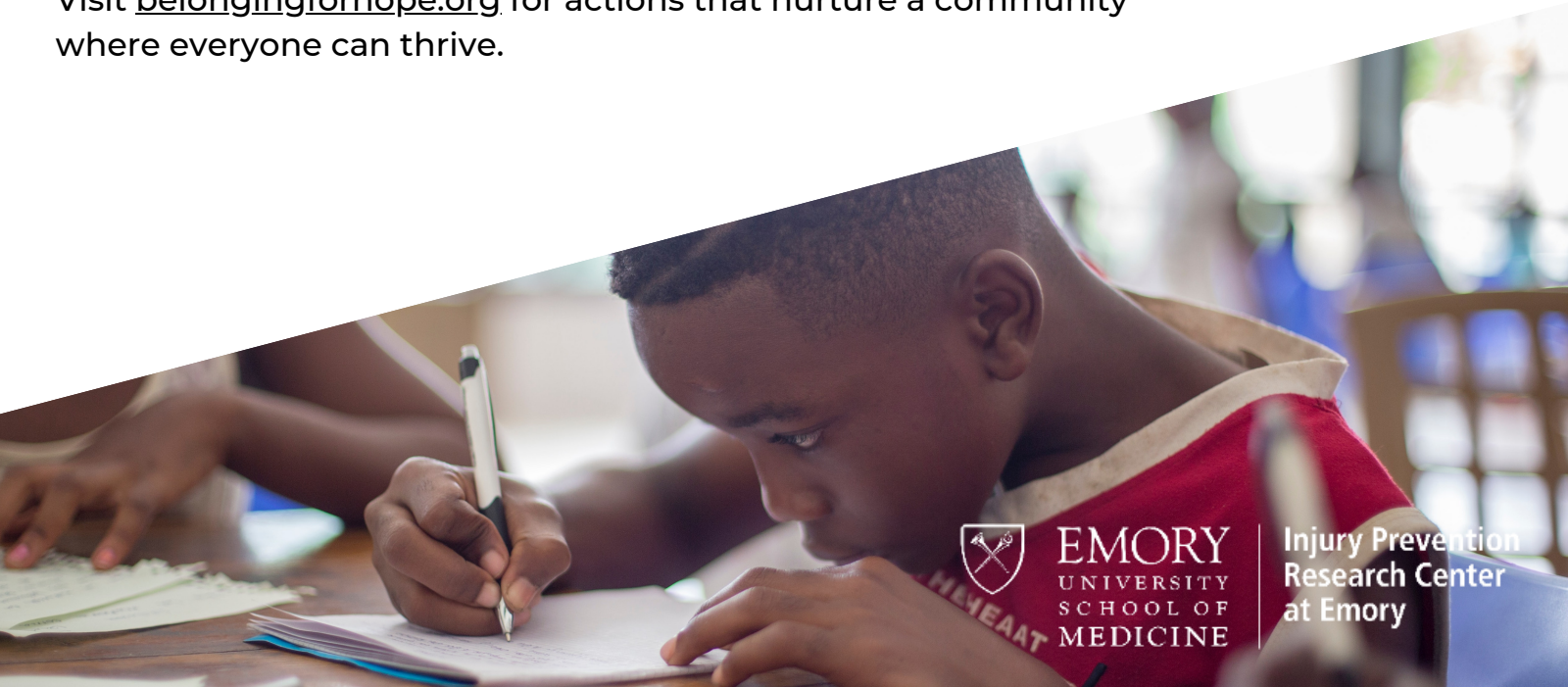
\*Anxiety/Depression - overwhelmed with fear, intense worry; Bullying - picked on/teased by others, text message harassment; Fighting - pushed/hit/kicked, physical fight; Self-Harm - thoughts or incidents of self-harm, suicide attempts; Substance Use - used alcohol/marijuana or other drugs in last 30 days

## ACTION STEPS

The most impactful prevention strategies offer real solutions at the family, society, and community levels. Creating a plan that prioritizes the leading contributors above will support healthy and vibrant environments where children can thrive.

Visit [iprce.emory.edu](http://iprce.emory.edu) to find related data and resources.

Visit [belongingforhope.org](http://belongingforhope.org) for actions that nurture a community where everyone can thrive.



# ADVERSE CHILDHOOD EXPERIENCES COMPOSITE SCORE MAP

## DEKALB AND FULTON COUNTIES

Presented in this fact sheet are data that set communities up for success to tackle adverse childhood experiences (ACEs). Here, you'll find information that helps spot potential areas of improvement and make decisions on ACE prevention strategies.

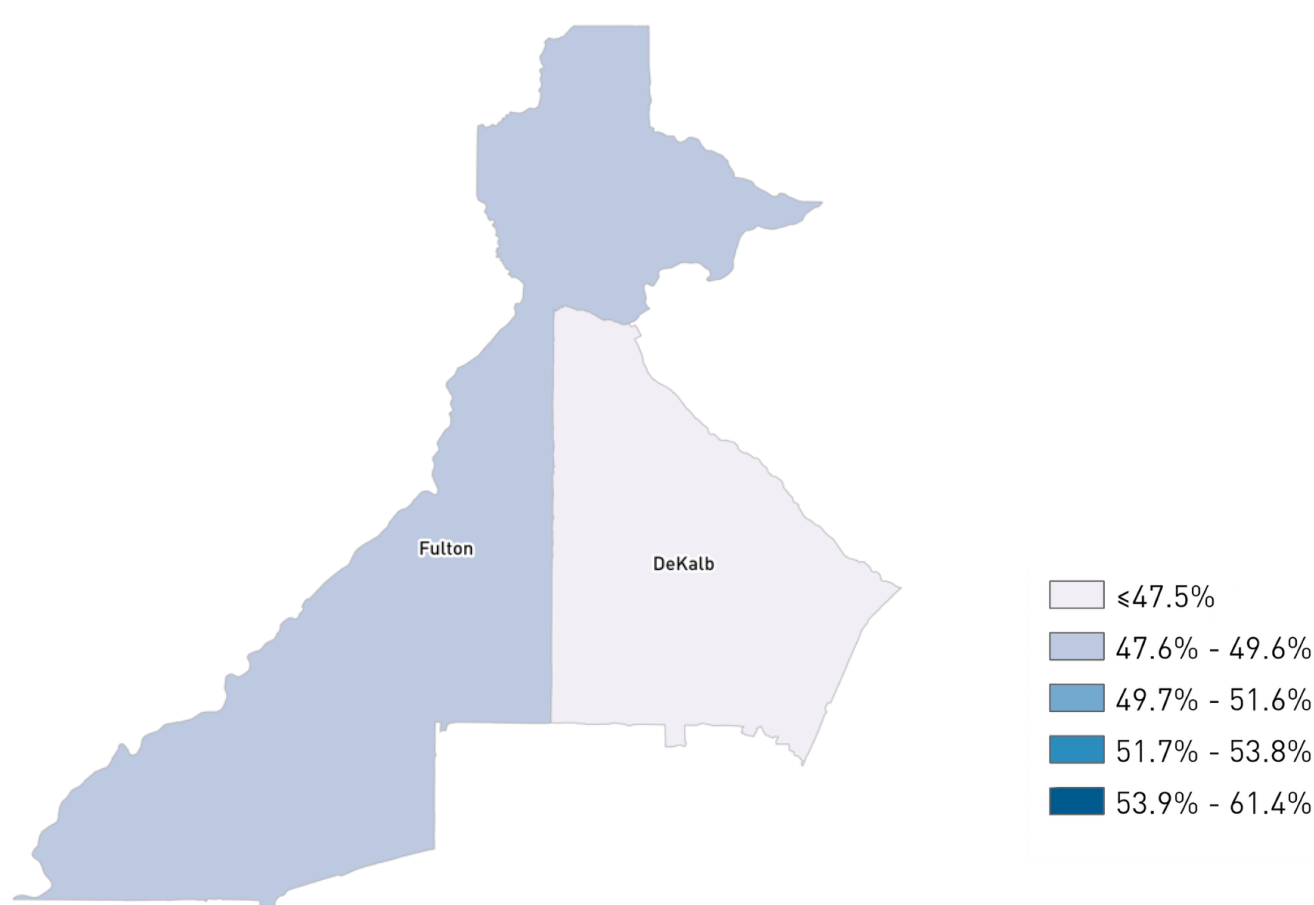
There is a strong relationship between ACEs and bullying, fighting, self-harm, and anxiety/depression. For example, intimate partner violence in the home, one of the ten common ACEs, is associated with childhood bullying perpetration.

Addressing these behaviors (i.e., bullying, fighting, etc.) will have the greatest effect on reducing the ACE composite score below. Visit [belongingforhope.org](https://belongingforhope.org) for action steps that nurture and build a community where everyone can thrive.

## UNDERSTANDING THE ACE COMPOSITE SCORE

The map shows the percentage of students in grades 6-12 who were above the state median of a composite score that reflects student self-reporting of behaviors associated with ACEs. The measures considered in the composite score are from the Georgia Student Health Survey (2019) and are related to the behaviors - bullying, fighting, substance use, anxiety/depression, and self-harm.

A higher percentage represents a greater rate of students in grades 6-12 reporting behaviors that have been associated with ACEs or that are ACEs.



## LEADING CONTRIBUTORS TO THE ACE COMPOSITE SCORE BY COUNTY

Listed below are the top three contributors to the composite score by county.

(County Name) Leading Contributor, Second Leading Contributor, and Third-Leading Contributor\*

(DeKalb) Anxiety/Depression, Bullying, Self-Harm

(Fulton) Anxiety/Depression, Bullying, Self-Harm

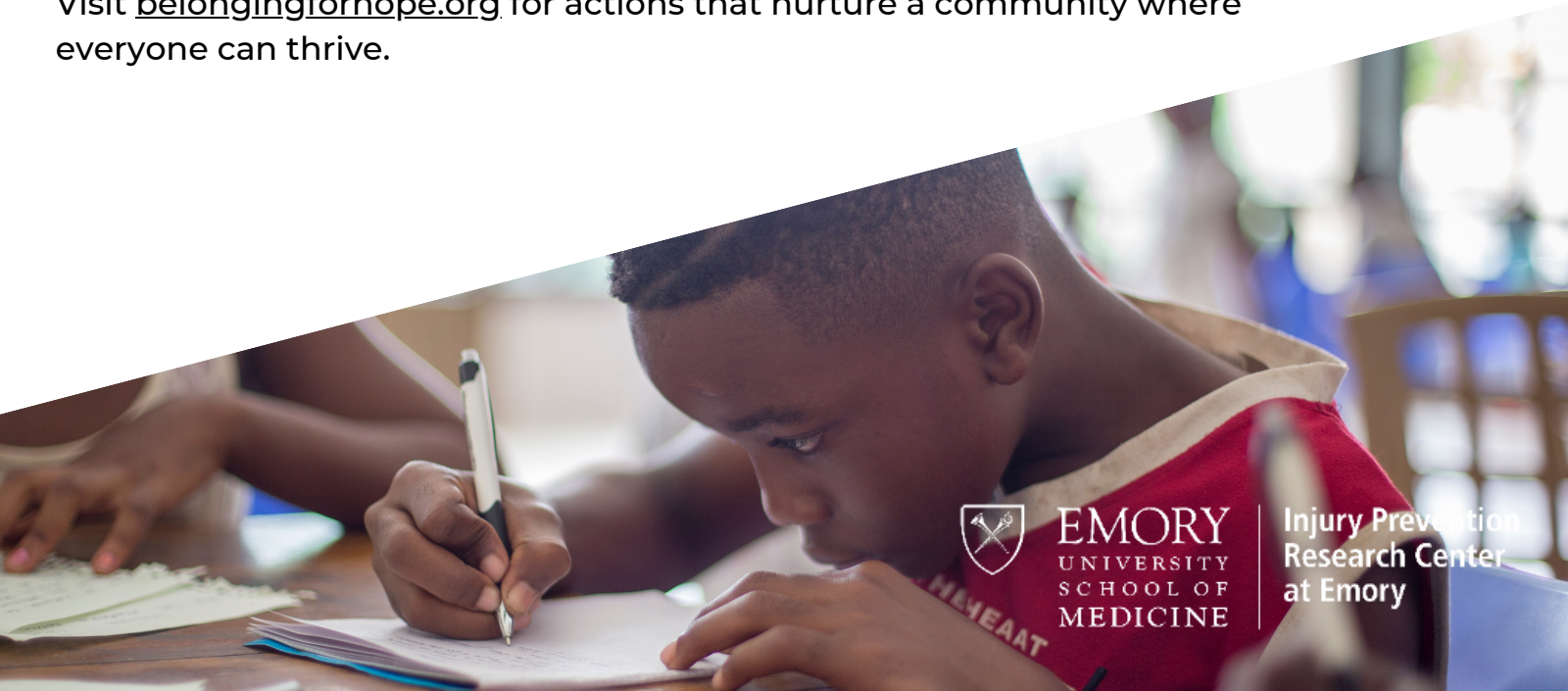
\*Anxiety/Depression - overwhelmed with fear, intense worry; Bullying - picked on/teased by others, text message harassment; Fighting - pushed/hit/kicked, physical fight; Self-Harm - thoughts or incidents of self-harm, suicide attempts; Substance Use - used alcohol/marijuana or other drugs in last 30 days

## ACTION STEPS

The most impactful prevention strategies offer real solutions at the family, society, and community levels. Creating a plan that prioritizes the leading contributors above will support healthy and vibrant environments where children can thrive.

Visit [iprce.emory.edu](https://iprce.emory.edu) to find related data and resources.

Visit [belongingforhope.org](https://belongingforhope.org) for actions that nurture a community where everyone can thrive.



EMORY  
UNIVERSITY  
SCHOOL OF  
MEDICINE

Injury Prevention  
Research Center  
at Emory